




# COLOURS




ROOF COLOUR: IRONSTONE®

**THE COLORBOND® STEEL RANGE OF DESIGNER COLOURS OFFERS A CLASSIC AND CONTEMPORARY PALETTE TO ENHANCE THE BEAUTY OF EVERY HOME STYLE.** Where better to look for inspiration than in Australia's own magnificent backyard. From our mountains to the outback, from creek beds to beaches, COLORBOND® steel captures the light and energy that makes Australia's colours so unique. You'll find 22 colour choices to create the ideal look and feel for your home.



COVE®



MANOR RED®



BASALT®

Your roof is protecting your most precious investments, your home and your family. You can be confident knowing COLORBOND® steel is versatile, lightweight, durable, and capable of meeting the changing needs of your lifestyle.



Whether you live close to the coast or you're choosing a colour with energy-efficiency in mind, COLORBOND® steel can meet the needs that your home demands. Simply visit [colorbond.com/colour](http://colorbond.com/colour) to determine the most suitable COLORBOND® steel choices for your home.

**LEGEND**

① Also available in COLORBOND® Ultra steel for coastal and industrial environments. All other colours are available in COLORBOND® Ultra steel on request, please speak with your supplier.

② Also available in COLORBOND® Stainless steel for severe coastal and industrial environments. Please speak to your supplier for more information regarding availability.

For further details on the legend, please refer to the back page.


**CLASSIC colour range<sup>1</sup>**




**CLASSIC CREAM®**  
SA = 0.32. BCA = L




**PAPERBARK®**  
SA = 0.42. BCA = M




**PALE EUCALYPT®**  
SA = 0.60. BCA = M




**WOODLAND GREY® ①**  
SA = 0.71. BCA = D




**DEEP OCEAN® ②**  
SA = 0.75. BCA = D



**COTTAGE GREEN®**  
SA = 0.75. BCA = D



**MANOR RED®**  
SA = 0.69. BCA = D



**NIGHT SKY®**  
SA = 0.96. BCA = D


**CONTEMPORARY colour range<sup>1</sup>**



**SURFMIST® ① ②**  
SA = 0.32. BCA = L



**EVENING HAZE®**  
SA = 0.43. BCA = M




**SHALE GREY™**  
SA = 0.43. BCA = M



**DUNE® ① ②**  
SA = 0.47. BCA = M




**COVE®**  
SA = 0.54. BCA = M




**WINDSPRAY® ① ②**  
SA = 0.58. BCA = M



**GULLY®**  
SA = 0.63. BCA = D




**MANGROVE®**  
SA = 0.64. BCA = D



**WALLABY® ①**  
SA = 0.64. BCA = D




**JASPER®**  
SA = 0.68. BCA = D



**BASALT®**  
SA = 0.69. BCA = D



**IRONSTONE®**  
SA = 0.74. BCA = D



**TERRAIN®**  
SA = 0.69. BCA = D



**MONUMENT® ①**  
SA = 0.73. BCA = D

# COLORBOND® STEEL


## COLOURS FOR YOUR HOME

Colorbond®

WHETHER YOUR HOME IS CLASSIC OR CONTEMPORARY, CITY OR COUNTRY, COLORBOND® STEEL GIVES YOU THE ABILITY TO CREATE THE RIGHT COLOUR SCHEME FOR YOUR HOME.

### 1 BUILDING YOUR FAMILY'S FUTURE

We understand that you're building more than a house. So as well as making COLORBOND® steel beautiful to look at, we've also made it last beautifully. COLORBOND® steel is one of the world's toughest, most advanced building materials.



SHALE GREY™

### 2 TRIED AND TESTED


Tested and developed for almost 50 years in some of Australia's harshest conditions, COLORBOND® steel delivers proven durability and long life performance.

### 3 LOOKS BETTER FOR LONGER

Advanced paint technology in COLORBOND® steel provides your roof with a durable, baked-on paint finish that resists peeling, chipping and cracking.



ROOF COLOUR: SHALE GREY™



WOODLAND GREY®

### 4 THERMAL COMFORT

Standard COLORBOND® steel colours include Thermatech® technology<sup>2</sup> reflecting heat from your roof surface. Combined with insulation and good design, COLORBOND® steel can help you keep cool in summer.

### 5 PEACE OF MIND

Relax. COLORBOND® steel is backed by a range of warranties from BlueScope. To learn more about warranties simply visit [bluescopesteel.com.au/warranties](http://bluescopesteel.com.au/warranties)<sup>3</sup>

### 6 FUTURE FOCUSED

Strong and lightweight, steel is well positioned to meet current and emerging environmental and building design regulations and guidelines.

FOR INSPIRATION AND RESOURCES TO CREATE THE IDEAL COLOUR SCHEME FOR YOUR HOME, VISIT [COLORBOND.COM/COLOUR](http://COLORBOND.COM/COLOUR) OR CALL 1800 702 764

TO APPLY FOR OR ACTIVATE YOUR WARRANTY<sup>3</sup> SIMPLY VISIT [BLUESCOPESTEEL.COM.AU/WARRANTIES](http://BLUESCOPESTEEL.COM.AU/WARRANTIES)

#### LEGEND

① Also available in COLORBOND® Ultra steel for coastal and industrial environments. All other colours are available in COLORBOND® Ultra steel on request, please speak with your supplier.

② Also available in COLORBOND® Stainless steel for severe coastal and industrial environments. Please speak to your supplier for more information regarding availability.

SA = Solar Absorptance. The classification of colours in the BCA is based on solar absorptance, which is the inverse of solar reflectance, expressed as a ratio between 0 and 1. A SA value of 0 indicates that a roof absorbs none and a value of 1 indicates that a roof absorbs 100% of the incoming solar radiation. Solar absorptance value is not applicable for COLORBOND® Stainless steel. See the individual colour swatches for the SA value for each product and colour.

BCA = The Building Code of Australia (BCA) has classified roof colour on the basis of their solar absorptance, referred herein as Light (L < 0.40), Medium (M < 0.60), Dark (D > 0.60). See the individual colour swatches for the ratings available for each product and colour. BCA classification is correct at the time of printing but may be subject to change. Check your local state building regulations at the time of your project.

1. The COLORBOND® steel colour swatches and images shown have been reproduced to represent actual product colours as accurately as possible. However, we recommend checking your chosen colour against an actual sample of the product before purchasing, as varying light conditions and limitations of the printing process may affect colour tones. To determine the most suitable material for your project, please contact your supplier or see [colorbond.com/colour](http://colorbond.com/colour). 2. Excluding Night Sky®, Thermatech® is not available in COLORBOND® Stainless steel. 3. Warranty subject to application and eligibility criteria. For full terms and conditions and to determine the eligibility of your building for the warranty visit [bluescopesteel.com.au/warranties](http://bluescopesteel.com.au/warranties) or call BlueScope on 1800 702 764. COLORBOND®, Thermatech®, BlueScope and ® colour names are registered trade marks of BlueScope Steel Limited. TM colour names are trade marks of BlueScope Steel Limited. © 2017 BlueScope Steel Limited ABN 16 000 011 058. All rights reserved.



07/17



# COLORBOND® STEEL COLOURS FOR YOUR HOME

ROOFING, WALLING, GARAGE DOORS,  
GUTTERS, FASCIA, DOWNPIPES AND SHEDS

# COLOURS

---

